



ARMY PUBLIC SCHOOL, BINNAGURI
CONSOLIDATED SYLLABUS AND HOLIDAY HOMEWORK
CLASS – 1 (SESSION: 2024-25)

SUBJECT	SYLLABUS	HOLIDAY HOMEWORK
ENGLISH	Reader: CH 1:Fun With Grandparents. Poem: My Little Hands Grammar:- Ch 1: Alphabet and Words.	Q1. Tick the correct option:- 1. Samar lives with his _____. (a) Teacher (b) Family 2. What did Samar get for grandma after lunch? (a) A glass of water. (b) Fruits. 3. The child can wrap his little hands around Daddy's _____. (a) Chest (b) knees 4. The child folds his _____ to say a prayer for Daddy. (a)Clothes (b) hands

Q2. Write T for True and F for False.

1. Samar does not care for his grandparents. -----.
2. The child has small hands to hug Daddy. -----
3. Samar watches Chhota Bheem on TV. -----.
4. The child did not pray for Daddy. -----.

Q3. Underline the naming words in the sentences:-

- a) Delhi is the Capital of India.
- b) Cow gives us milk.
- c) I love my school.

Q4. Make a family tree on a A4 size Chart paper.
Paste the pictures of your family members.

Q5. Paste five pictures each of Naming words

(Name, Place, Animal, Thing) in a chart paper .Write their names below.

Q6. Ten pages of Handwriting in 3in 1 notebook.

Maths

Ch 1 -Pre number concepts,
Ch 2-Numbers 1-10 ,

(Take a print out of the assignment and answer questions 1-8 on it)


1. Cross(X) the one that is outside



2. Circle(O) the one that is behind and cross(X) the one that is in front



3. Tick the bigger and cross the smaller objects



4. Fill in the blanks with greater or lesser signs(</>)

a. 8----10

b. 9-----7

c. 10----12

d. 4-----9

5. Write in words

a. $5 < 6$ -----

b. $8 > 10$ -----

c. $6 = 6$ -----

d. $4 < 8$ -----

6. Activity:

Match the following

	Six
	Four
	Three
	Nine
	Five

7. Write the Numbers which comes in between

- a. 10----12
- b. 8-----10
- c. 5-----7
- d. 3-----5

8. Write Number Names 1-50


9. Do any one of the following projects using any material (on a chart paper):

a) Tables from 1-10




Or

b) Making a wind mill of numbers from 1-10





Or

c) Making ascending descending order model



Or

d) Addition wheel

		
Hindi	<p>अ बस आई आ दावत व्याकरण- पाठ -1 हमारी भाषा</p> <p>पाठ -2 हमारी वर्णमाला</p>	<p>गतिविधि १. उदाहरण देखते हुए इनमे से कोई एक वर्णमाला का चाट बनाएँ </p>  <p>गतिविधि २. अ, आ इ और ई से पाँच -पाँच शब्द अपने 3 in 1 की कॉपी में लिखिए और चित्र बनाइये</p> <p>गतिविधि ३. 10 पेज सुलेख 3 in 1 में लिखे </p>

EVS	1. About Myself 2. My Wonderful Body 3. Taking Care of My Body	I. Write answers to the following questions :- 1. What is your name? Ans – 2. How old are you? Ans – II. Fill in the blanks with the words given below :- [Comb, brush, exercise , rest and sleep , bath] 1. We _____ our teeth to keep them clean. 2. We _____ so we have energy to work. 3. We _____ our hair. 4. We _____ to be healthy and strong. 5. We take _____ to keep our body clean. III. Match the following :- a) Eyes i) smell b) Nose ii) hear c) Ears iii) taste d) Tongue iv) see
------------	--	--

IV. Do any one project from the following on a A4 size chart paper.



V. Plant any seed / sapling (Observe the growth of your plant and bring it to school after vacation)

Computer	Ch- 1. Computer the magic machine.	<ol style="list-style-type: none">1. Draw and colour two natural things and two man-made things.2. Make flash cards on the parts of computer and its uses. <p>Materials use</p> <ol style="list-style-type: none">1. Papers2. Pencil3. Scissor4. Paints5. Marker6. Decorative materials. <p>Steps</p> <ol style="list-style-type: none">1. Take colour papers.2. Cut papers like cards.3. Draw computer parts on it.4. Colour that drawing and write their names below.5. On the back side of cards you can write the uses of those particular parts.6. Decorate the cards as your wish.
-----------------	------------------------------------	---